





# Welcome to Nursery



# Meet the Team



## Class Teacher

Mrs Cadden ~

Four days a week

Mrs Hennegan ~

One day a week



# Meet the Team


## Early Years Practitioners

### Morning:

Mrs Bache, Mrs Watson  
and Miss Hood

### Afternoon:

Mrs Harrison, Miss Mason




# Medical Needs

## First Aiders

Mrs Bache, Mrs Harrison and Mrs Watson

- If your child has any medical needs, please complete the medical form provided in your pack and return this no later than **8 July, 2022**
- If you wish to discuss your child's medical needs with Mrs Cadden please do this via the school telephone number.



# What you will need:

Your child will need to wear our Nursery uniform. This is available from Palmers or Early Years

- Gold polo top
- Maroon shorts or tracksuit bottoms
- Maroon sweatshirt
- Black school shoes, preferably velcro



They will also need to have in school:

- Pump Bag ~ Two handles not drawstring containing black elasticated pumps, a change of clothes and tissues.
- Maroon school book bag
- Coat
- Cap/Hat during hot weather
- Wellies




Please name all of your child's belongings



# Routine of the Day

- Wait at the Nursery gate for the door to open at 8.45am
- The Nursery door will close at 8.55am - If you arrive after this time and are late, please go to the Main Office and sign in.
- Children come into Nursery and chose from a selection of activities.
- Good Morning and register at 9.00am
- Weekly planning will be displayed on the Nursery noticeboard. This will inform you of the activities your child will be participating in that week and will support you when talking to your children about their experiences.
- The morning Nursery session will finish at 11:45am - The Crabmill gate will be locked during the session but will be opened in advance for collection of children.
- For those staying all day, lunch will be provided in the classroom



# Starting Nursery

Starting Nursery is a very exciting time!

- Initially the children will engage in a transition process where the key focus is for the children to meet all of the staff, get to know the other children and to become familiar with the Nursery environment.
- During the first half term we will be getting to know your children. Once they have formed relationships with both adults and other children, we will then be able to allocate them a Key Worker.
- Your child's Key Worker will be your main point of contact for the rest of the year.



# Our Nursery Focus

## September focuses on:


- settling the children in and supporting them in making new friends
- developing and building relationships with the adults in the setting
- learning the rules of Nursery and routines of the day
- becoming more familiar with the Nursery environment.
- having fun and engaging in exciting activities





# Helpful Tips


- Please communicate and share information with us. We can take quick messages on the door. If you need to talk to us in more detail please arrange a time with us after the session so we can get the children settled in the morning.
- If you have older children then it may be helpful to drop them off first and when collecting your child, collect the older sibling last.
- Please tell us who is collecting your child and let your child know too. If somebody will be collecting your child on a regular basis please inform us in writing.



# How you can help your child prepare for Nursery

## Getting Dressed

Give your child the chance to practise dressing and undressing themselves independently. Practise with buttons, poppers and zips. Practise putting shoes on by themselves and on the correct feet. Practise putting on their coats, tracksuit bottoms and jumpers. Talk about how labels need to go at the back and show them where their name is on their clothing so they know where to look if they lose it.



## Independent Skills

Lunch - if your child is staying for lunch practise using knives, forks and spoons, drinking from an open cup and peeling fruit.

Toileting - If not toilet trained ~ please make a very positive effort over the summer holidays as the expectation is that they will be!



Using Resources - discuss with your child how they take care of their toys and encourage them to help tidy things away.



## Nursery Rhymes

Sing as many nursery rhymes as you can together. The more the merrier! Nursery Rhymes not only form part of Phase 1 Phonics but also develop lots of other areas of the curriculum:


- Vocabulary
- Story sequencing
- Numeracy Skills
- Listening Skills
- Physical Development
- Knowledge and Understanding of the World.



## Share Books Together

Share books at every opportunity. Reading books together not only means that you model how to hold and take care of them, turn the pages and read from left to right, but you also prompt speaking and listening skills, concentration and develop vocabulary.

What is your child's favourite book? Can they retell the story?




*We're Going on a Bear Hunt*

Michael Rosen Helen Oxenbury



*The Tiger Who Came to Tea*



We are really looking forward  
to welcoming you to Nursery.

